



TOA SPEAKER WALL MOUNTING BRACKET HY-MS7W-WP

DESCRIPTION

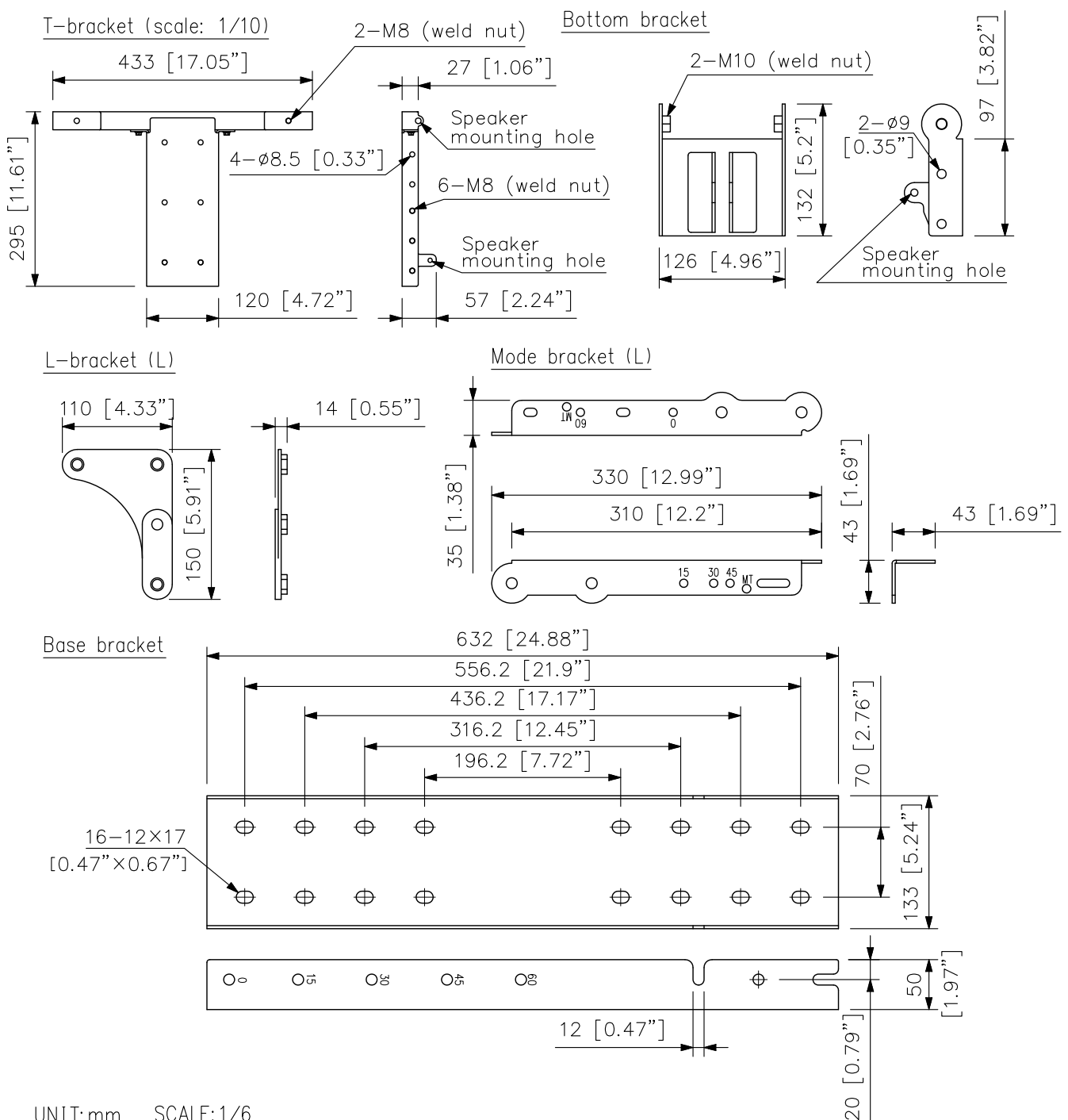
The HY-MS7W-WP Speaker Wall Mounting Bracket is intended for mounting the HX-7W-WP Speaker System to the wall under outdoor eaves. These brackets also have provision for mounting the MT-200 Matching Transformer directly to this bracket.

SPECIFICATIONS

Finish	Stainless steel, white, semi-gloss, paint
Weight	7 kg (15.43 lb)
Accessory	Speaker mounting bolt ...1 set, Bracket mounting bolt ...1 set, Matching transformer mounting nut ...2
Product Composition	T-bracket ...1, Mode bracket (L and R)* ...1 each, L-bracket (L and R)* ...1 each, Base bracket ...1, Bottom bracket ...1 * The brackets L and R are symmetrical to each other.

Note: Bolts and nuts for mounting the bracket on the wall are not supplied.

APPEARANCE



UNIT:mm SCALE:1/6

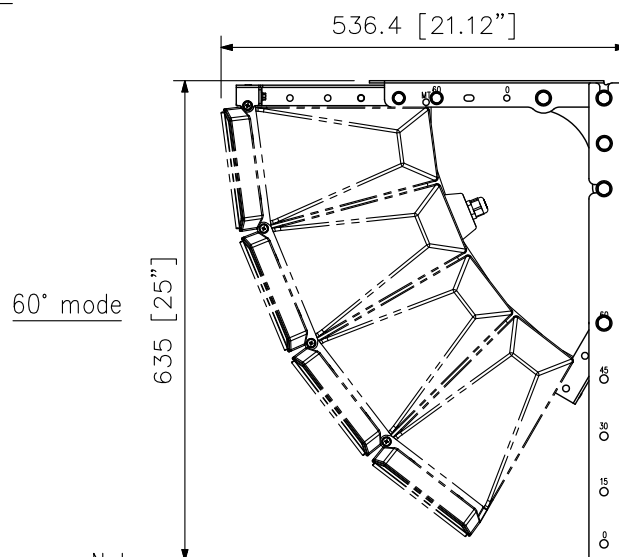
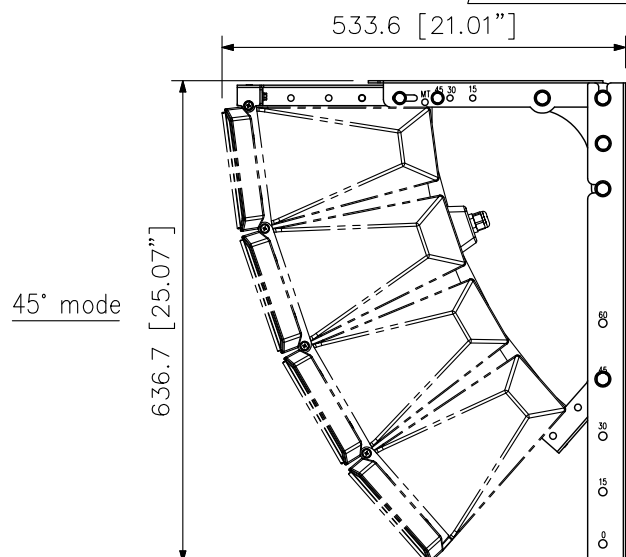
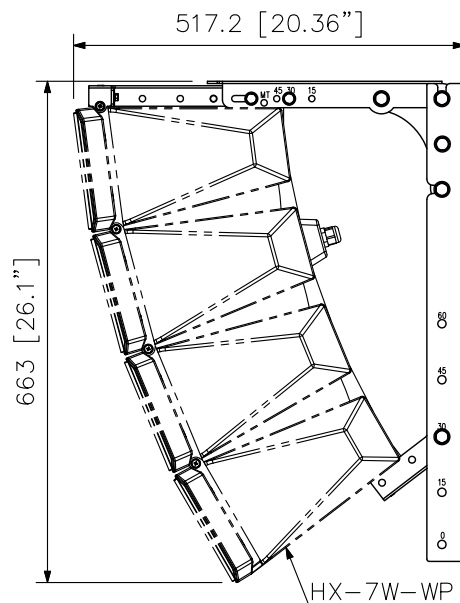
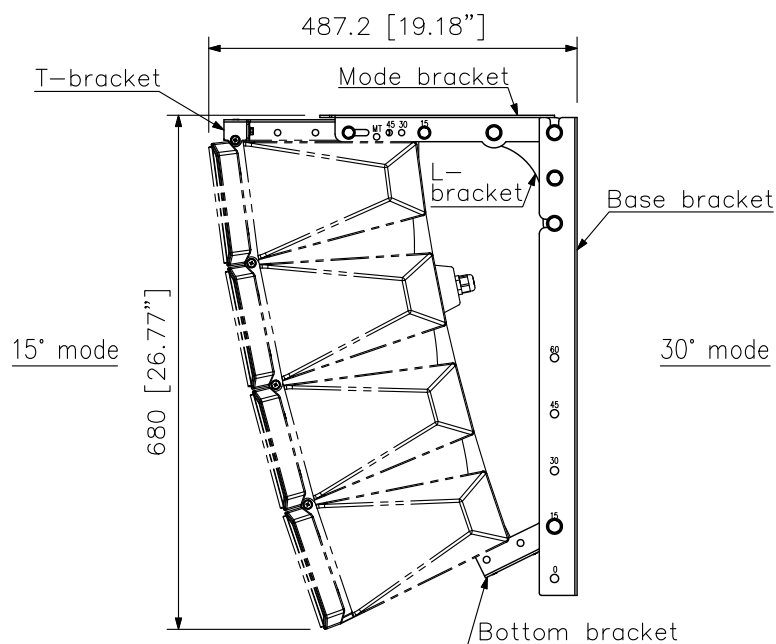


TOA SPEAKER WALL MOUNTING BRACKET

HY-MS7W-WP

■ APPEARANCE

Speaker mounting example

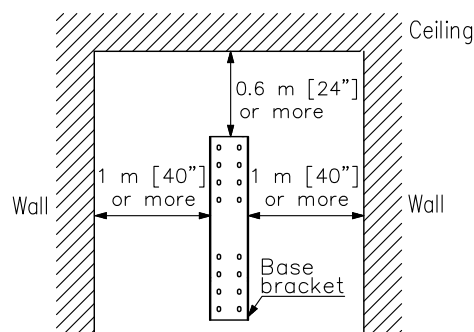
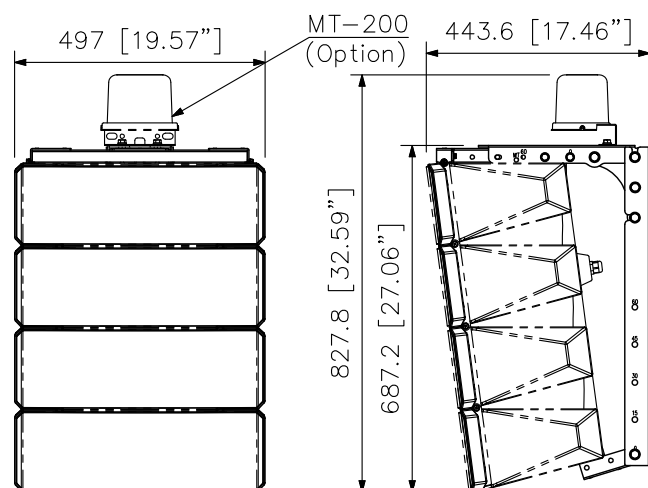


Note:

To set the speaker angle mode to "60° mode," 3 pieces of the optional HY-60DW-WP Speaker Angle Brackets are required.

Example for MT-200 mounting (0° mode)

(scale: 1/15)



To ensure ample work space during construction

- ※ Use at least 8 bolts (4 top, 4 bottom) to mount to the wall.
- ※ Make sure that two of the uppermost and lowermost mounting holes are fixed to the wall with bolts, etc.
- ※ Secure with a good balance of bolts in both left and right mounting holes.

UNIT:mm SCALE:1/10